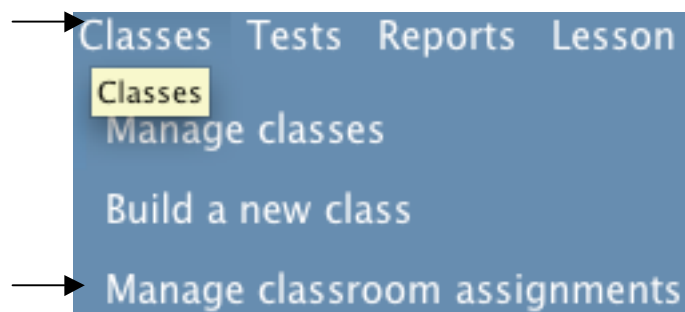


## MATH ~ ASSIGNING TEST

1. Click on **CLASSES TAB**
2. Manage classroom assignments

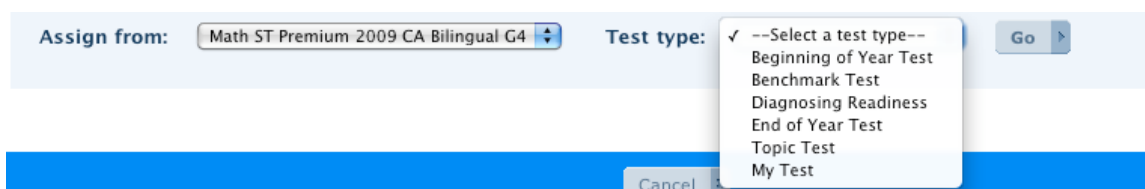


3. Select a class or group
4. Click **Assign Tests**

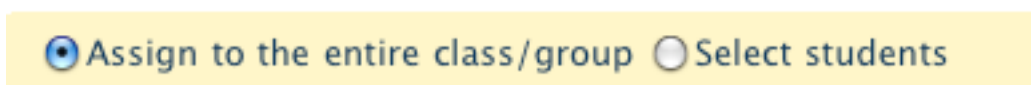


5. Assign from **Math ST Premium 2009 Ca Bilingual G**(grade level)

\* Be sure you have added this product to your class or you will not be able to assign the online testing.



6. Place a check by the test you want to assign. Click **NEXT**.



7. Click **Finish**